



COMIGNOLI

CHIMNEY CAPS
CHAPEAUX

La Multiclimate srl è attenta all'estetica nella realizzazione degli elementi terminali quali comignoli.

Disponiamo di una vasta gamma di prodotti standard, inoltre realizziamo terminali su specifica richiesta del cliente.

Multiclimate srl pays great attention to the aesthetics for the production of terminal elements such as the chimneys caps.

We have a wide range of standard products, moreover we produce chimneys caps on demand.


Multiclimate srl prête beaucoup d'attention à l'esthétique pour la réalisation des éléments terminales comme les chapeaux.

Nous avons une vaste gamme de produits standard, en outre nous produisons des chapeaux sur demande spécifique du client.








Torrino a base quadrata / Squared tower cap / Chapeau carré



Cod. RAME Code COPPER Réf. CUIVRE	Cod. INOX Code STAINLESS STEEL Réf. ACIER INOX	Cod. VERNICIATO * Code PAINTED * Réf. VERNI *	Dimensioni mm Sizes Dimensions
TORBQR31X31	TORBQI31X31	TORBQV31X31	310 x 310
TORBQR36X36	TORBQI36X36	TORBQV36X36	360 x 360
TORBQR41X41	TORBQI41X41	TORBQV41X41	410 x 410
TORBQR46X46	TORBQI46X46	TORBQV46X46	460 x 460
TORBQR51X51	TORBQI51X51	TORBQV51X51	510 x 510



Specificare il colore
Please specify the colour choice
Veuillez spécifier la couleur



WIND mod.802



Cod. RAME Code COPPER Réf. CUIVRE	Cod. INOX Code STAINLESS STEEL Réf. ACIER INOX	Dimensioni mm Sizes Dimensions
802DIRRAME250	802DIRINOX250	335 x 335
802DIRRAME300	802DIRINOX300	390 x 390

WIND mod.905



Cod. RAME Code COPPER Réf. CUIVRE	Cod. INOX Code STAINLESS STEEL Réf. ACIER INOX	Dimensioni mm Sizes Dimensions
905DIRRAME250	905DIRINOX250	335 x 335
905DIRRAME300	905DIRINOX300	390 x 390

RIALTO



Cod. monoparete / Single wall code / Réf. simple paroi		
Cod. RAME Code COPPER Réf. CUIVRE	Cod. INOX Code STAINLESS STEEL Réf. ACIER INOX	Ø
RIA200R	RIA200I	200
RIA250R	RIA250I	250
RIA300R	RIA300I	300

Cod. doppia parete / Twin wall code / Réf. double paroi		
Cod. RAME Code COPPER Réf. CUIVRE	Cod. INOX Code STAINLESS STEEL Réf. ACIER INOX	Ø
RDPGRIA200	DPGRIA200	200
RDPGRIA250	DPGRIA250	250
RDPGRIA300	DPGRIA300	300



EOLICO / Wind cap / Chapeau éolien



Cod. RAME Code COPPER Réf. CUIVRE	Cod. INOX Code STAINLESS STEEL Réf. ACIER INOX	Ø
EO80R	EO80I	80
EO100R	EO100I	100
EO120R	EO120I	120
EO130R	EO130I	130
EO140R	EO140I	140
EO150R	EO150I	150
EO160R	EO160I	160
EO180R	EO180I	180
EO200R	EO200I	200
EO220R	EO130I	220
EO230R	EO230I	230
EO250R	EO250I	250
EO300R	EO300I	300
EO350R	EO350I	350


TIPO GALLO



Cod. RAME Code COPPER Réf. CUIVRE	Cod. INOX Code STAINLESS STEEL Réf. ACIER INOX	Ø
GL80R	GL80I	80
GL100R	GL100I	100
GL120R	GL120I	120
GL130R	GL130I	130
GL140R	GL140I	140
GL150R	GL150I	150
GL160R	GL160I	160
GL180R	GL180I	180
GL200R	GL200I	200
GL220R	GL130I	220
GL230R	GL230I	230
GL250R	GL250I	250
GL300R	GL300I	300
GL350R	GL350I	350




COPPO




Cod. RAME Code COPPER Réf. CUIVRE	Cod. VERNICIATO * Code PAINTED * Réf. VERNI *	Dimensioni mm Sizes Dimensions
COPPO50X50	COPPO50X50V	550 x 550
COPPO60X60	COPPO60X60V	600 x 600

Specificare il colore
Please specify the colour choice
Veuillez spécifier la couleur



Base per comignoli / Cap base / Base du chapeau



Cod. RAME Code COPPER Réf. CUIVRE	Cod. INOX Code STAINLESS STEEL Réf. ACIER INOX	Dimensioni mm Sizes Dimensions
BR310X310	BI310X310	310 x 310
BR360X360	BI360X360	360 x 360
BR410X410	BI410X410	410 x 410
BR460X460	BI460X460	460 x 460
BR510X510	BI510X510	510 x 510